

Model : SL100 series

SLIDING AUTOGATE

AUTOMATIC SLIDING GATE OPERATOR

Rock solid sliding operator to enhance security and convenient at your entrance gate

MAG SL100 sliding gate system has been in the market for more than 10 years with proven reliability. It's design has been continuously refined to give you durable performance and yet easily affordable.



Anti-jam technology

Prevent gear jam up after accidental collision with obstacle or pillar.



Soft start built into motor

No more loud machine sound at motor starting time.



Extra quiet with Nylon gear

Special elastic Nylon polymer allow quiet operation while hard enough to support gate weight.



Support max 1000 kg


Upgrade pinion to metal gear to support up to 1000 kg gate weight.

Weatherproof design

Easy manual release

Support safety photo beam

AC Controller



DC controller



Optional metal pinion gear



SL100AC

AC230V motor

- Simpler design and lower cost
- Maintenance free
- More powerful to support heavy gate

SL100DC

DC24V motor

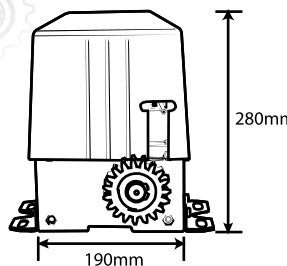
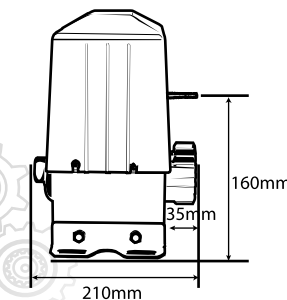
- Less heat to support higher open/close duty cycle.
- Higher speed for faster opening / closing
- Dual speed control for cushioning.
- Support backup battery in the event of power failure.



Technical specification:

| Description | AC | DC |
|----------------|---|------------|
| Power | AC 240V 50Hz, 5A | DC 24V, 5A |
| Motor RPM | 1400 | 4200 |
| Duty | 50 cycle / hour | |
| Gate weight | 600 kg - nylon gear, 1000 kg metal gear | |
| Travel speed | 10m / min | 15.5 m/min |
| Lubrication | Grease type | |
| Temperature | -10 °C to 75 °C | |
| Remote control | Effective range 30m, max 50m | |

- ✓ Superior built quality with high grade material.
- ✓ Heavy duty limit switch for reliable and consistent positioning
- ✓ Controller firmware based on 10 years site experience to ensure maximum stability.

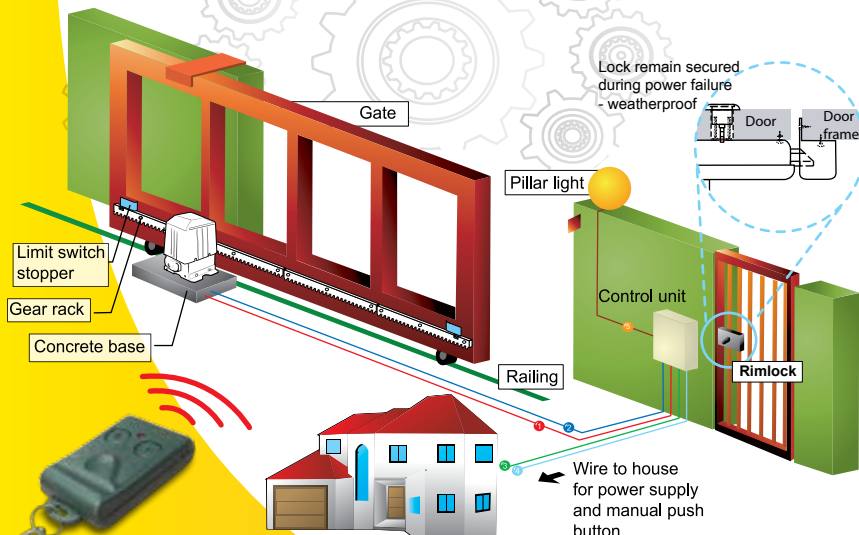


Function:

- Press button 1 for open. Press again to stop. Press again to close. Press optional button 2 for close only.
- During closing, gate will reverse if hit obstacle.
- During opening, gate will stop if hit obstacle



Installation diagram:



Wiring : 1, 2, 5 is 1.5mm 3 core. 3 is 1.5mm 2 core. 4 is 2.5mm 3 core.
Additional 1 core for 3 if require close only function

Ordering info:

Package system:

- SL100ACP**
- 1 set MAG SL100AC motor with 2 nos limit switch stopper and 1 nos manual release key.
 - 1 pcs AC Controller with PVC box

- SL100DCP**
- 1 set MAG SL100DC motor with 2 nos limit switch stopper and 1 nos manual release key.
 - 1 pcs DC Controller with battery & PVC box

Package accessories

- 4 nos Gear rack @ 1 meter length
- 1 set Remote control (3 transmitter, 1 receiver)
- Optional to upgrade from Nylon to Metal pinion gear

Accessories : Push button plate, additional remote control transmitter.

